

WALTH BOATS



INTRODUCTION

Northern Europe, Holland, Drimmelen; Walth Boats was founded by Wouter Snoek in 1999, born out of passion for performance he created the first WALTH mahogany wooden Runabout in 2002. From this first creation a new line of custom runabouts where to be found with customers that appreciated high quality, distinguished personal attention combined with high performance.

This philosophy is more alive than ever, we do not like to build boats we like to create a boat. The limited production capacity of 4 boats a year guarantees the custom quality and attention that we believe suit be expected when building custom boats. Handcrafted perfection with modern design and production capabilities we are able to create timeless creations.

From the color of the mahogany, to the color of the thread that will cross-stitch the finest quality leather used for the upholstery, we use only the best materials available.

We would like to invite you to experience our passion and visit our website www.walthboats.com to have a moment of your time and see the possibilities we can offer. The next step to really get an impression on the way we think about boats, is a visit to the yard to see how shapes emerge like one of a kind pieces of art partly formed and witness a new WALTH being born. Leaving afterwards with a new appreciation of the passion for fine craftsmanship and the pride in engineering perfection that goes into every one of our creations.

Unsurprisingly, we take also an extraordinarily keen interest in projects with new designs and custom specifications. With the craftsmanship available we are honored to have a look at your own specifications and make an address your inquiry as to be expected with these kind of boats.

In 2012 an alliance was made with Down town Dubai based SCAPA NAVY, this high end fashion and lifestyle brand was appointed to official and exclusive dealer for The United Arab Emirates. The synergy between WALTH and SCAPA NAVY created an exclusive and unique new breed of thoroughbred tenders. With exclusive and unlimited possibilities to create an unique and one of a kind tender for her owner.

I hope that we have tickled your imagination and we would like to welcome you to our showrooms, shipyard or website.

With passion and respect awaiting your response,

Wouter Snoek
Director/founder.







Walth 800

Walth 800

"HERE IS WHERE A NEW PEDEGRI STARTED... LEGENDS ARE BORN FROM PASSION."

The Walth 800 is the first of a new breed of thoroughbred tenders, timeless and a perfect high performance. Each detail handcrafted and a man-made creation. With a perfectly deeply polished mahogany hull, leatherworks beautiful hand-stitched of each seam all with the greatest attention to detail and quality. A real treat for owners who appreciate detail, and passion for boats with that certain something.










Length overall	8.56mtr / 28ft.	Engine(s)	Single Mercury MerCruiser 377 MAG V8
Width overall	2.10mtr / 6.8ft.	Propulsion	Stern Drive Mercury Bravo III X
Draft	0.65mtr / 2.1ft.	Main Material	Mahogany wood
Displacement	1550 kg	Layout	Open Aft / Closed front
Cruising Speed	40Kn / 74Km hr.		
Max. Speed	53Kn / 98Km hr.		





Walth 900

Walth 900

"A CLASSIC IS BORN, THERE TO LAST-- REMAINS TIMELESS."

The Walth 900 has timeless style and a perfect performance. A pure bred day cruiser with an attitude that every one that loves the waves can appreciate. Like it fast...like it smooth, enjoy the performance of a thru head turner, back on dry land after a trip will bring instant warm feeling of appreciation. This difference only a Walth 900 can deliver.









Length overall	9.56mtr / 31ft.	Engine(s)	Single Mercury MerCruiser 8.2 MAG H.O V8
Width overall	2.35mtr / 7.7ft.	Propulsion	Stern Drive Mercury Bravo III X
Draft	0.65mtr / 2.1ft.	Main Material	Mahogany wood
Displacement	2400kg	Layout	Open Aft / Closed front
Cruising Speed	40Kn / 74Km hr.		
Max. Speed	57Kn / 105Km hr.		





69-20-YN

Walth 1075


"A LEGEND REDESIGNED—A FLAIR OF EXCELLENCE BEAUTY."

According to Webster, the definition of luxury is: a condition of great ease and comfort; an indulgence in something that provides pleasure, satisfaction, and ease. The Walth 1075, all the pace and comfort to make it all happen. Creating the most powerful Walth for this moment, challenging the limits of technology. Then make it perform with twin engine options, and to be flexible in two versions, closed deck and bow rider models.









Length overall	11.25mtr / 37ft.	Engine(s)	Twin Mercury MerCruiser 8.2 MAG H.O V8
Width overall	2.48mtr / 8.1ft.	Propulsion	Stern Drive Mercury Bravo III XR
Draft	0.65mtr / 2.1ft.	Main Material	Mahogany wood
Displacement	3200 kg	Layout	Open Aft / Open front
Cruising Speed	40Kn / 74Km hr.		
Max. Speed	75Kn / 138Km hr.		





Walth Custom Wooden Runabout

		WALTH 800	WALTH 900	WALTH 1075
Main Dimensions				
	LOA	8.56 mtr.	9.56 mtr.	11.25 mtr.
	BOA	2.10 mtr.	2.35 mtr.	2.48 mtr.
	Draft	0.65 mtr.	0.65 mtr.	0.65 mtr.
	Displacement	1550Kg	2400Kg	3200Kg
	Cruising Speed	40Kn/74km//hr	40Kn/74km//hr	40Kn/74km//hr
	Max. Speed	53Kn/98km//hr	57Kn/105km//hr	75Kn/138km//hr
	Fuel Tank Cap.	150ltr./39 Gal.	250ltr./66Gal.	420ltr./110 Gal.
	Freshwater Tank Cap.	0	50ltr./13 Gal.	100ltr./26 Gal.
Main materials				
	Mahogany wood	•	•	•
	Hull bottom, Carbon reinforced	•	•	•
	Teak flooring and deck	•	•	•
Layout				
	Open aft / closed front	•	•	0
	Open Aft / open front bow seat	0	0	•
	Teak Swimming platform	•	•	•
	Sun Awing Aft, by 4 Carbon removable pulls	0	0	0
	Sun Awing Front, by 4 Carbon removable pulls	0	0	0



			<i>WALTH 800</i>	<i>WALTH 900</i>	<i>WALTH 1075</i>
Engine selection					
	Mercury MerCruiser 377 MAG ECT V8	320HP/239KW	•	0	X
	Mercury MerCruiser 8.2 MAG H.O ECT V8	430HP/321KW	0	•	X
	ILMOR MV8-6.2L OPS	430HP/321KW	0	0	X
	ILMOR MV10-650	650HP/486KW	0	0	X
	Mercury Diesel TDI 3.0-265	265HP/195KW	0	0	X
	Mercury Diesel TDI 3.0-350	350HP/257KW	0	0	X
	TWIN Mercury MerCruiser 377 MAG ECT V8	320HP/239KW	X	0	0
	TWIN Mercury MerCruiser 8.2 MAG H.O ECT V8	430HP/321KW	X	X	•
	TWIN Mercury Diesel TDI 3.0-265	265HP/195KW	X	0	0
	TWIN Mercury Diesel TDI 3.0-350	350HP/257KW	X	0	0
	TWIN ILMOR MV8-6.2L OPS	430HP/321KW	X	0	0
	TWIN ILMOR MV10-650	650HP/486KW	X	X	0
Stern drive selection					
	Mercury MerCruiser BRAVO THREE X	Twin prop	•	X	X
	Mercury MerCruiser BRAVO THREE XR	Twin prop	X	•	•
	Mercury MerCruiser ONE XR Sport Master	single prop	X	0	0
	ILMOR Indy-drive “High Performance”		X	0	0
Engine Controls & Gauges					
	Mercury Digital Controls: Flush/Panel Mount		•	•	•
	Mercury Smart Craft “Analog”		•	•	•
	Mercury Smart Craft “Digital”		0	0	0





		<i>WALTH 800</i>	<i>WALTH 900</i>	<i>WALTH 1075</i>
Electrical installation				
	Power Supply 12VDC	•	•	•
	Power Supply 230VAC, Inverter 1200w	0	0	0
	Battery charger	•	•	•
	Bowthruster 55Kg	0	•	•
	Navigation lights	•	•	•
	Underwater lights	•	•	•
	Step lights	•	•	•
	ER-lights	•	•	•
Entertainment system				
	BOSE HIFI inst.	•	•	•
	BOSE Speaker syst.	•	•	•
	Ipod/Iphone/Ipad docking station	•	•	•
	LCD Screen, interior	0	0	0
	2x LCD Screen integrated in pilot seat Back	0	0	0
Interior Layout				
	Toilet /restroom	X	0	0
	Custom intergraded Fridge 60ltr.	•	•	X
	Custom intergraded Fridge 80ltr.	X	X	•
	Wine Cooler (6 bottle)	X	X	•





			WALTH 800	WALTH 900	WALTH 1075
Upholstery					
	2 pilot chairs (Manual operated)		•	x	x
	2 pilot chairs (Elek. operated)		0	•	•
	U-shape Open bench		•	•	0
	U-shape bench, with intergraded pilot seats		0	0	•
	Leather, TRENTO Quality	5 std. Colours	•	•	•
	Leather, Xtreme Outdoor	5 std. Colours	0	0	0
Stainless Steel works					
	Railing, aft-deck		•	•	•
	Railing-front centre deck		•	•	•
	Flag pole, partly Teak		•	•	•
	ER- Air Intake		•	•	•
	ER-Air Exhaust		•	•	•
Paint works					
	Below waterline, 2-comp Epoxy White Finish	20 layers	•	•	•
	Hull (Ext.), 2-comp Epoxy Transparant Finish	24 layers	•	•	•
	ER/Bilge (Int.), 2-comp Epoxy White Finish	4 layers.	•	•	•





Inventory / Miscellaneous		<i>WALTH 800</i>	<i>WALTH 900</i>	<i>WALTH 1075</i>
	First Aid B-kit	•	•	•
	6x Fenders	•	•	•
	6x Mooring lines	•	•	•
	4x SOLAS Pilot 1, Inflatable life jackets	•	•	•
	1x SOLAS Piro Signals 4th Cat.	•	•	•
	1x Aluminium Anchor	•	•	•
	Sun protection Cover	•	•	•
	Storage/Transportation protection Cover	0	0	0
	Trailer for road transportation	0	0	0

- Standard
- o Option
- x No Option







WALTH BOATS

SNOEK JACHTBETIMMERING B.V

Office:

Kuipershoek 16

4924 BW Drimmelen

Workshop:

Cromsteven 4

4924 BA Drimmelen

Netherlands

Phone +31 6 27 02 40 11

www.walthboats.com

SCAPA NAVY

SCAPA NAVY GENERAL TRADING COMPANY LLC.

De Boulevard Plaze Tower One

Emaar Boulevard Level 14, Downtown Dubai

UAE

Phone +971 4 455 8663

www.scapanavy.com